








Legend

	Intake		Water		IPZ 1		Transport Pathway
	Creeks		Parcels		IPZ 2		

Map 4-2 Ameliasburgh Intake Protection Zones